

Practical Travel Guide - 503



日本政府観光局 (JNTO)
Japan National Tourism Organization

JNTO Website : <http://www.jnto.go.jp>



KYOTO WALKS

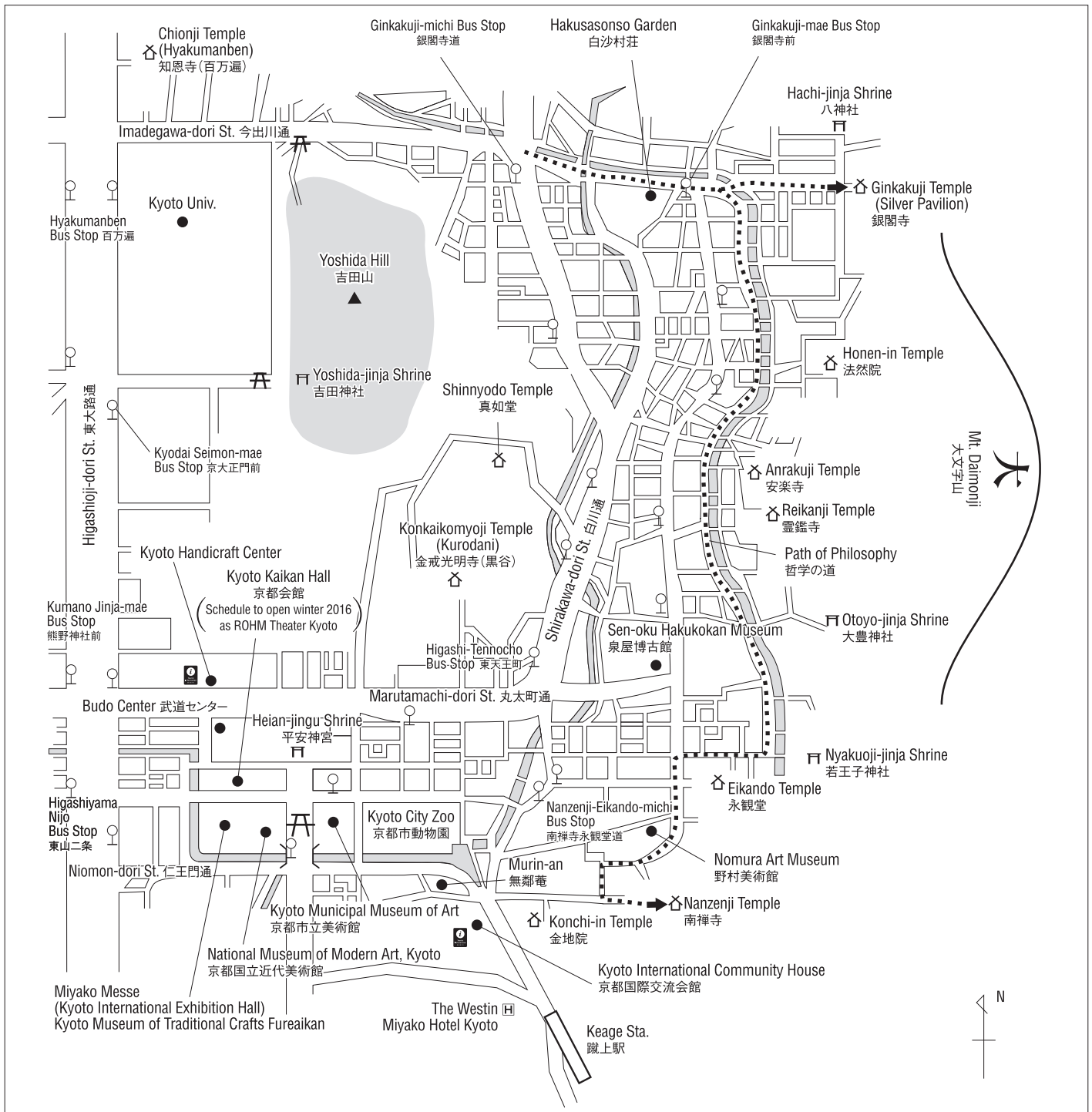
The best things in Kyoto are reserved for those willing to walk. So try walking at leisure through some small parts of Kyoto simply to savor the atmosphere and life of the city. Given below are some of our suggested routes.

ALONG THE OLD CANAL (North-east Area/Ginkakuji Temple – Eikando Temple – Nanzenji Temple)

City bus No.5 (Bus Stop A-1 at the bus terminal in front of JR Kyoto Station), No.17 (Bus Stop A-2), No.100 (Bus Stop D-1) from Kyoto Sta. Get off at Ginkakuji-michi. (¥230)

Time required for walking: about 50min.

This is a pleasant city stroll following the old canal, lined with cherry trees, between Ginkakuji Temple and Nanzenji Temple. Local scholars call the little alley flanking the canal “The Path of Philosophy.”

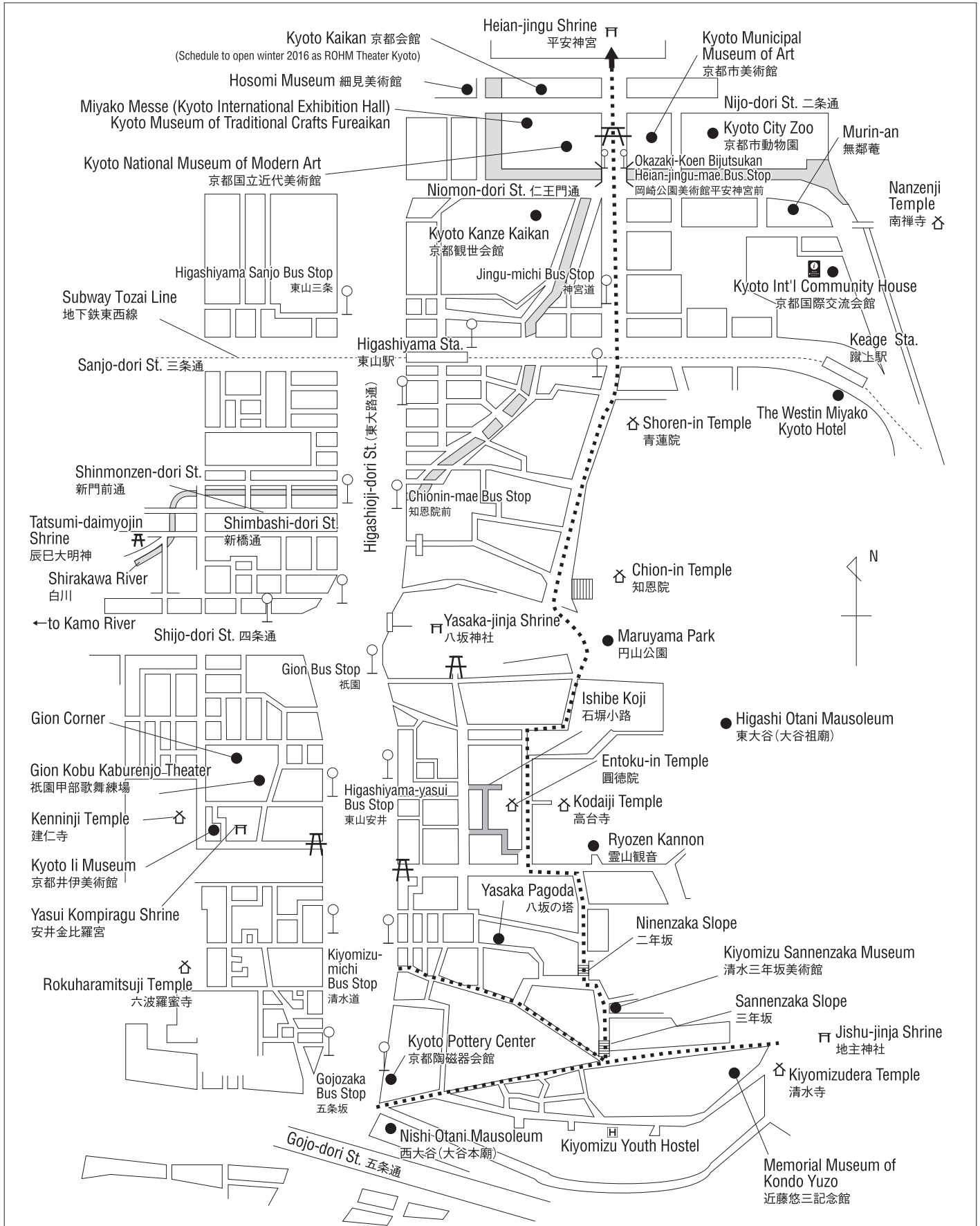


HIGASHIYAMA AREA (Eastern Area/Kiyomizudera Temple – Sannenzaka – Maruyama Park – Chion-in Temple – Shoren-in Temple – Heian-jingu Shrine)

City bus No.206 (Bus Stop D-2), No.100 (Bus Stop D-1) from Kyoto Sta. Get off at Gojozaka or Kiyomizu-michi. (¥230)

Time required for walking: about 50 min.

Start this walking tour course from Gojozaka Bus Stop, heading for Kiyomizudera Temple. The approach to Kiyomizudera Temple is an attractive winding road lined with colorful souvenir and curio shops. From Kiyomizudera Temple to Maruyama Park there are curio shops, pottery workshops and an array of small and large temples and shrines. Crossing Maruyama Park, keep walking northward to Heian-jingu Shrine, whose garden is admired for its cherry and iris flowers in season.

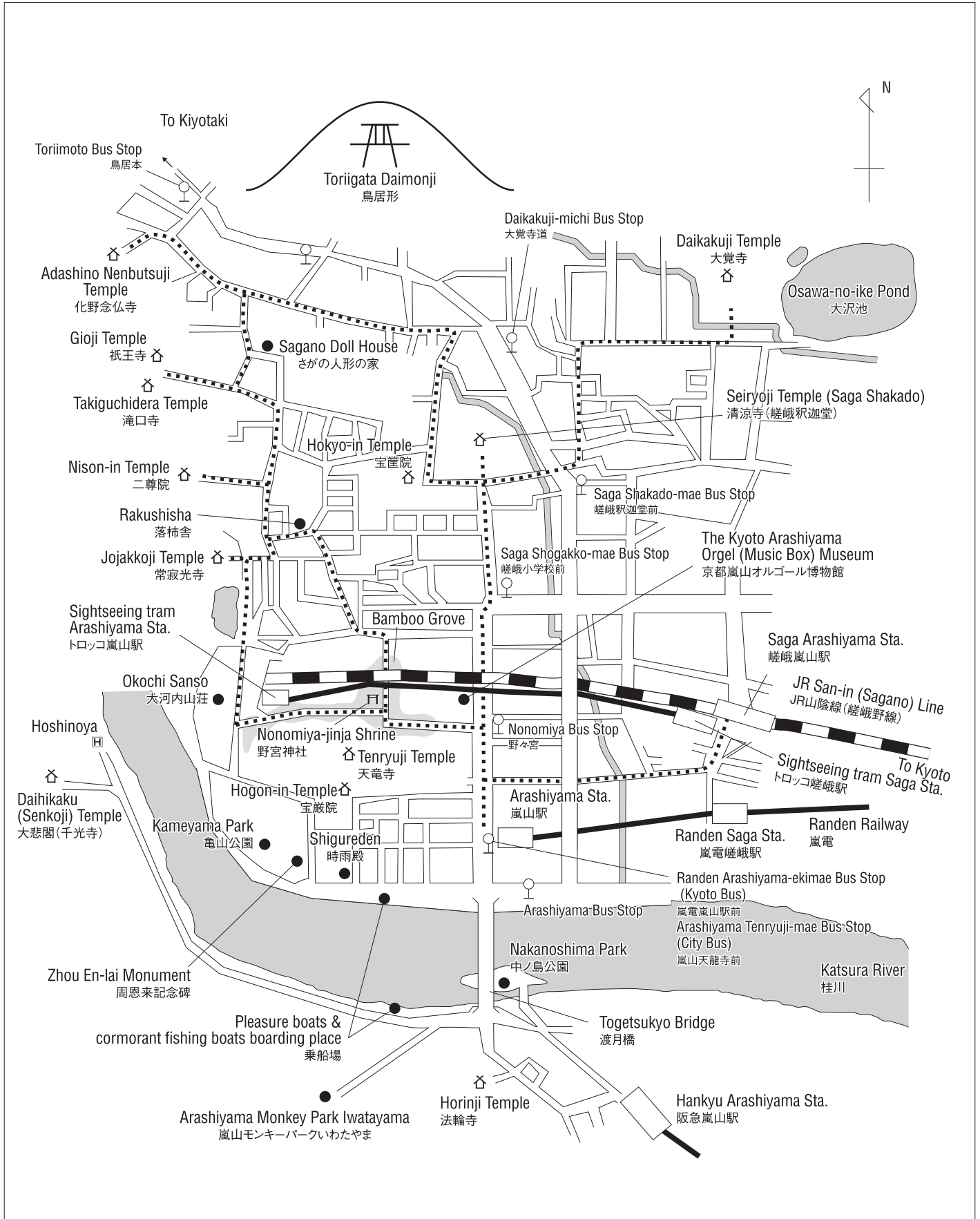


ARASHIYAMA AREA (Western area/Tenryuji Temple to the Sagano Area)

Kyoto Bus No.72 or 73 (Bus Stop C-6) from Kyoto Sta., No.63 or 64 (Bus Stop ⑭) from Sanjo Keihan Sta., or City Bus No.28 (Bus Stop D-3). Get off at Arashiyama. (¥230) JR train from Kyoto Sta. to Saga Arashiyama Sta. (¥240)

Time required for walking: about 1 to 4 hours depending on the route.

Once an excursion place for Emperors of Heian Period (794-1192), Kyotoites today make annual excursions here to see cherry blossoms in spring and maples in their autumn colors.

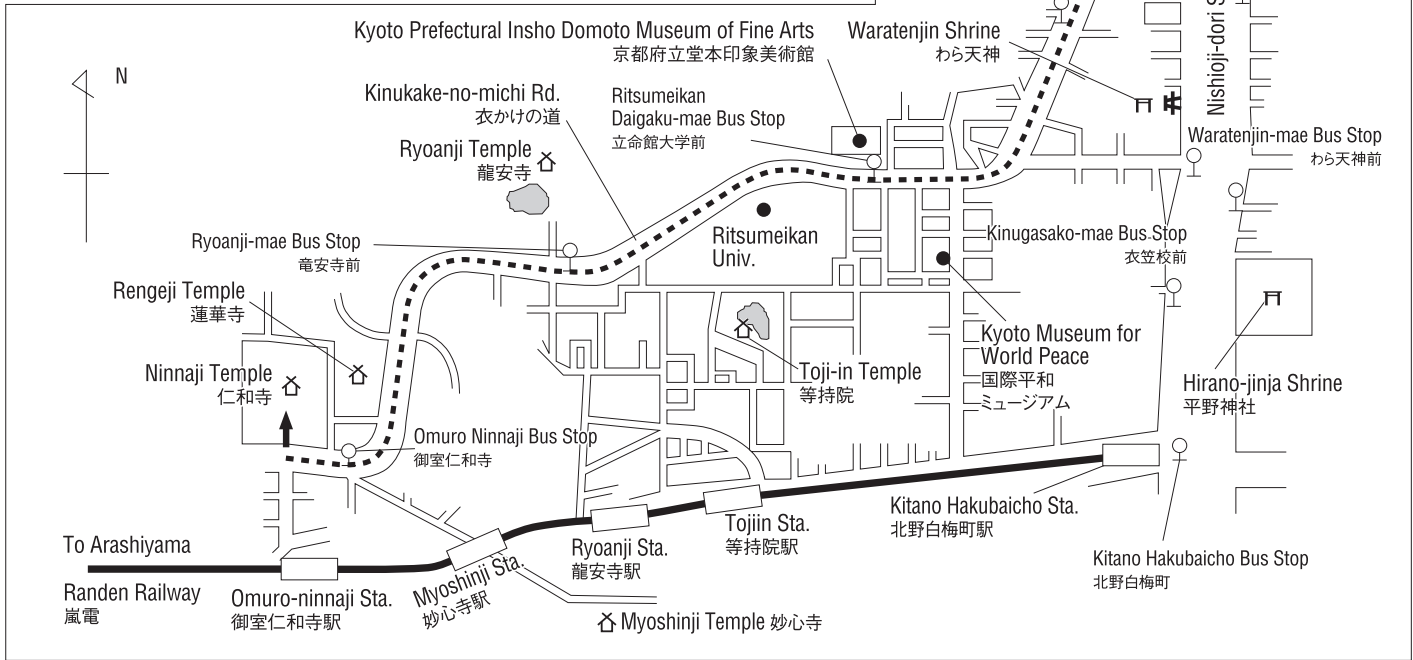


KINKAKUJI, RYOANJI AREA (North-west area/Kinkakuji Temple – Ryoanji Temple – Ninnaji Temple)

City bus No.205 (Bus Stop B-3), No.101 (Bus Stop B-2) from Kyoto Sta. Get off at Kinkakuji-michi. (¥230)

Time required for walking: about 40 min.

Kinkakuji Temple, the gold foiled pavilion with a beautifully laid out garden, was originally a villa of an Ashikaga Shogun, but on his death it was converted into a temple. Ryoanji Temple is noted for its rock and sand garden, a masterly example of the Karesansui style.

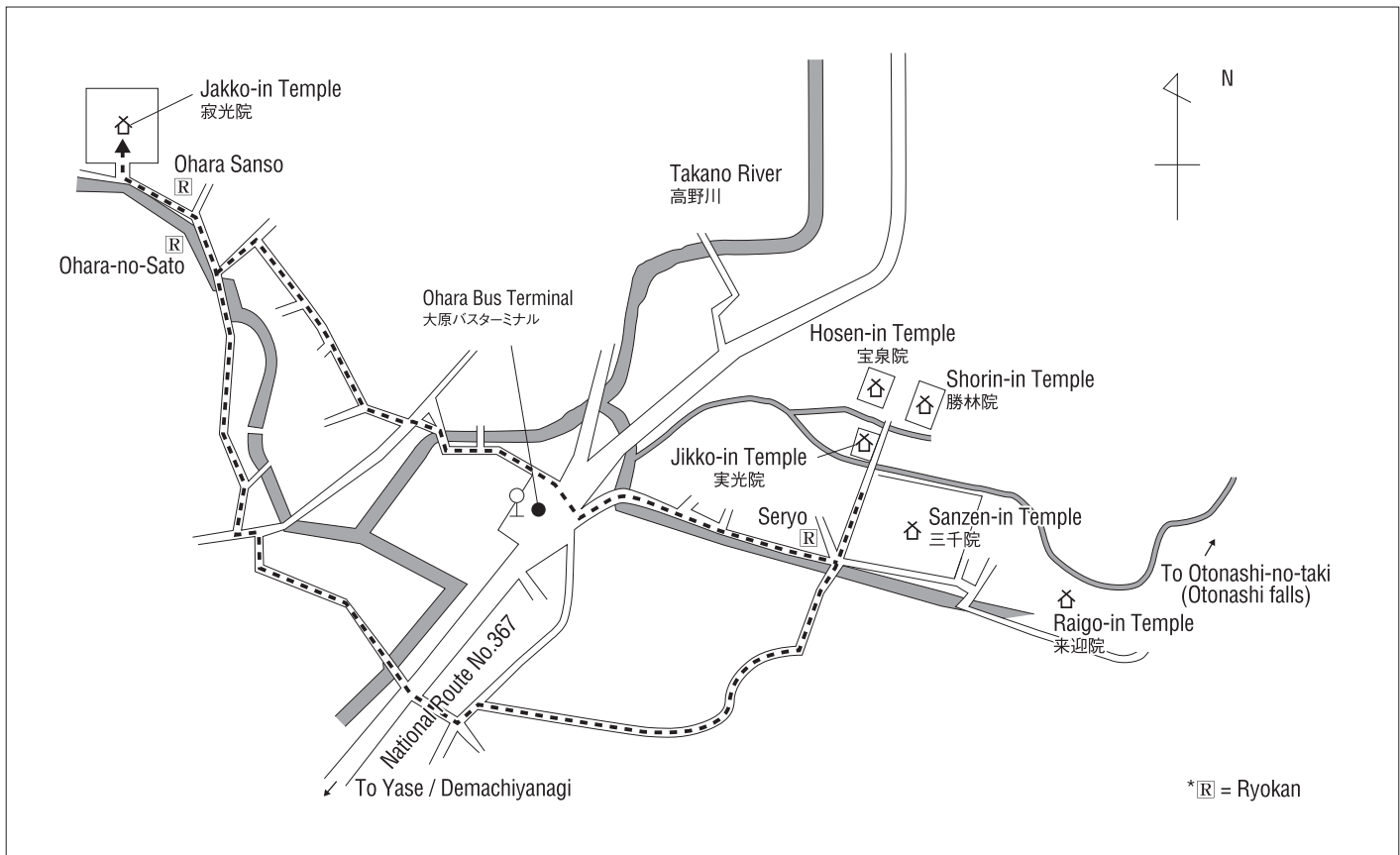


OHARA AREA (Far north area/Sanzen-in Temple – Jakko-in Temple)

Kyoto Bus No.17 or 18 (Bus Stop C-3) from Kyoto Sta. (¥600), or No.16 or 17 from Sanjo Keihan Sta. (¥500), or No.19 (Bus Stop ③) from Subway Kokusaikaikan Sta. Get off at Ohara. (¥350)

Time required for walking: 1.5 hours.

A nice walking area somewhat comparable to Arashiyama is that of Ohara, where you can touch the heart of rural Japan.



Facility	Admission fee(¥)	Opening hours (Ticket windows are closed 30min. before closing time)
Chion-in Temple 知恩院	500	9:00–16:30
Daikakuji Temple 大覚寺	500	9:00–17:00
Kyoto Prefectural Insho-Domoto Museum of Fine Arts 京都府立堂本印象美術館	500	9:30–17:00 (Closed: Mon. & Dec. 28–Jan. 4)
★Ginkakuji Temple 銀閣寺	500	8:30–17:00 (Mar. 1–Nov. 30), 9:00–16:30 (Dec. 1–Feb.)
Gioji Temple 祇王寺	300	9:00–17:00 (Closed: Jan.1)
Chishaku-in Temple 智積院	500	9:00–16:30
Heian-jingu (Garden) Shrine 平安神宮	600	8:30–17:30, –17:00 (Mar. 1–14 & Oct.), –16:30 (Nov.–Feb.)
Hosomi Museum 細見美術館	depend on exhibitions	10:00–18:00 (Closed: Mon. & Dec.27–Jan.2)
Arashiyama Monkey Park Iwatayama 嵐山モンキーパークいわたやま	550	9:00–17:30, –16:30 (Nov. 1–Mar. 14)
Jakko-in Temple 寂光院	600	9:00–17:00, –16:30 (Dec.–Feb.)
Jojakkoji Temple 常寂光寺	400	9:00–17:00
★Kinkakuji Temple 金閣寺	400	9:00–17:00
★Kiyomizudera Temple 清水寺	300	6:00–18:00, –18:30 (Aug.–Sep.)
Kodaiji Temple 高台寺	600	9:00–17:30
Konchi-in Temple 金地院	400	8:30–17:00, –16:30 (Dec.–Feb.)
★Nijo Castle 二条城	600	8:45–17:00 (enter by 16:00) (Closed: Tue. in Jan., Jul., Aug., Dec. & Dec.26–Jan.4)
Sanjusangen-do Temple 三十三間堂	600	8:00–17:00, 9:00–16:00 (Nov. 16–Mar.)
Kyoto Handicraft Center 京都ハンディクラフトセンター	Free	10:00–19:00 (West Building Closed: Jan.1)
Kyoto Museum for World Peace, Ritsumeikan University 立命館大学国際平和ミュージアム	400	9:30–16:30 (Closed: Mon., Sep. 1–7 & Dec. 26–Jan. 5)
Kyoto Municipal Museum of Art 京都市美術館	depend on exhibitions	9:00–17:00 (Closed: Mon. & Dec. 28–Jan. 2)
Kyoto City Zoo 京都市動物園	600	9:00–17:00 (Mar.–Nov.), –16:30 (Dec.–Feb.) (Closed: Mon. & Dec. 28–Jan. 1)
The National Museum of Modern Art, Kyoto 京都国立近代美術館	depend on exhibitions	9:30–17:00 (Closed: Mon.) Closed until Mar. 26, 2015 due to the reconstruction
Murin-an Garden 無鄰菴	400	9:00–17:00 (Closed: Dec. 29–Jan. 3)
Kyoto li Museum 京都井伊美術館	1,500	13:00–17:00 (Closed: irregularly. It is better to call before you visit. Tel: 075-525-3921)
Nanzenji Temple 南禅寺	500	8:40–17:00 (Mar.–Nov.), –16:30 (Dec.–Feb.)
Nison-in Temple 二尊院	500	9:00–16:30
★Ninnaji Temple 仁和寺	500	9:00–17:00, –16:30 (Dec. –Feb.)
★Toji Temple 東寺	500	8:30–17:30, –16:30 (Sep. 20–Mar. 19)
Okochi Sanso (Garden) 大河内山荘	1,000 (including tea and sweet)	9:00–17:00
Rokuharamitsuji Temple 六波羅蜜寺	600	8:00–17:00
★Ryoanji Temple 龍安寺	500	8:00–17:00 (Mar.–Nov.), 8:30–16:30 (Dec.–Feb.)
Sanzen-in Temple 三千院	700	9:00–17:30 (Mar.–Oct.), 8:30–17:30 (Nov.), 9:00–16:30 (Dec.–Feb.)
Shoren-in Temple 青蓮院	500	9:00–17:00
★Tenryuji Temple 天龍寺	500	8:30–17:30, –17:00 (Oct. 21–Mar. 20)
Toji-in Temple 等持院	500	9:00–17:00
Kyoto International Manga Museum 京都国際マンガミュージアム	800	10:00–18:00 (Closed: Wed. & New Year Holiday)

Note 1. Most museums and some other facilities are closed from late December to early January. (Dates differ depending on the facilities.)

2. When Monday falls on a national holiday, some facilities are closed on the following day.

★ UNESCO World Heritage

Bus and Subway Passes & Pre-paid Cards

◆ Kyoto City Bus • Kyoto Bus One-day Pass ¥500

Can be used for one day on Kyoto City Buses and Kyoto Buses within the designated area.

◆ Kyoto City Subway One-day Pass ¥600

Can be used for one day on all Kyoto City Subway Lines.

◆ Kyoto Sightseeing Pass Card (one day or two days) ¥1,200 (one day) or ¥2,000 (two days)

Can be used for one or two days on all Kyoto City Buses, and Subways and Kyoto Buses within the designated area. This ticket comes with a guide map with discount and privilege coupons for some temples, museums, shops, etc.

◆ Traffica Kyo Card ¥1,000 (worth ¥1,100) or ¥3,000 (worth ¥3,300)

Valid on all Kyoto City Buses and Subway lines.

◆ Surutto Kansai Miyako Card ¥1,000, ¥2,000, ¥3,000

Valid on all Kyoto City Buses and Subway lines and cooperating private train and buses such as Hankyu, Keihan, Keihan Bus and others.

◆ City Bus Card ¥2,000 (worth ¥2,250)

Valid on all Kyoto City Bus lines.

◆ Kyoto Subway and Randen One-day Ticket ¥1,000

Valid on all Kyoto City Subway Lines and Randen.

Where to Purchase these Cards

- Available at automatic subway ticket machines (except for the Kyoto City Bus, Kyoto Bus One-day Pass, and Kyoto Sightseeing Pass Card), Kyoto City Bus and Subway information centers, and some automatic ticket vending machines.
- Kyoto City Bus • Kyoto Bus One-day Pass can be purchased in bus.
- Kyoto City Bus • Kyoto Bus One-day Pass, Kyoto City Subway One-day Pass, Kyoto Sightseeing Pass Card and Traffica Kyo Card also can be purchased at Kyoto Tourist Information Center (Kyo Navi), Kyoto Station Tourist Information Center and Kotochika Kyoto Station Tourist Information Center.

Tourist Information Center (TIC)

TIC of Japan National Tourism Organization is your helping hand while in Japan. Its main services are providing travel information and free literature on Japan such as tourist spots, transportation, and suggesting tour itineraries, etc.

1st Fl., Shin Tokyo Bldg., 3-3-1, Marunouchi, Chiyoda-ku, Tokyo
100-0005 Tel. 03-3201-3331
Open from 9 a.m. to 5 p.m. (Closed: Jan. 1st)
<http://www.jnto.go.jp/eng/arrange/travel/guide/tic.html>



Goodwill Guide Groups offer tourists from overseas local tours guided in English or other languages. The guides are registered with JNTO and display the badge shown. As they are volunteers, there is no charge for their service. You are only expected to pay for their transportation, admission to tourist facilities if you visit any and their meals if you eat with them.

JNTO Website

www.jnto.go.jp/eng/arrange/travel/guide/guideservice.html



TOURIST INFORMATION

(Visit Japan Information Network)

Kyoto Tourist Information Center (Kyoto Sta.):

Kyoto Station Bldg. 2F, Shimogyo-ku, Kyoto City, Kyoto
Hours: 8:30–19:00 Tel. (075)343-0548

Kyoto Handicraft Center Tourist Information Counter:

21 Shogoin Entomi-cho, Sakyo-ku, Kyoto City, Kyoto
Hours: 10:00–18:00 Tel. (075)761-7000

kokoka Kyoto International Community House:

2-1 Torii-cho, Awataguchi, Sakyo-ku, Kyoto City, Kyoto
Hours: 9:00–21:00 Tel. (075)752-3511
Closed: Mon. (or Tue. when Mon. falls on a national holiday), year-end & New Year's holidays

Tango Tourist Information Center (Amanohashidate):

314-2 Monju, Miyazu City, Kyoto
Hours: 9:00–18:00 Tel. (0772)22-8030

Kyoto Station Tourist Information Center:

Higashi-shiokoji-cho, Shimogyo-ku, Kyoto City, Kyoto
Hours: 7:30–19:30 Tel. (075)371-4474

Kotochika Kyoto Station Tourist Information Center:

B1F, Higashi-shiokoji-cho, Shimogyo-ku, Kyoto City, Kyoto
Hours: 7:30–19:30 Tel. (075)371-9866

HANKYU Tourist Information Center, Kyoto:

Kawaramachi Station, Shimogyo-ku, Kyoto City, Kyoto
Hours: 8:30–17:00 Tel. (075)252-5507

Note: Transportation expenses, admission fees and other charges may change due to the increase in the consumption tax rate to 8% from April 2014.

All information, including transportation schedules, fares, prices and accommodation charges, which is contained in this leaflet is based on data as of December 2014, and is subject to change without notice. While every effort is made to ensure the accuracy of all information, regrettably errors do occasionally occur. Therefore, you should check with organizations concerned for updated and accurate information on your chosen destination. JNTO shall not be liable for any loss or damage of whatever nature that may arise as a result, directly or indirectly, from the use of any of the information or material contained in this leaflet.

© 2014 Japan National Tourism Organization. All rights reserved. Reproduction in whole or in part without written permission is prohibited.